



About me

Hello, my name is... **SARAH**



I love listening to...

PUNK, HIPHOP + METAL

I love wearing...

GOOD TEES, DUNGAREES + VANS

I worked in **MAGAZINE**
PUBLISHING FOR NEARLY
15 YEARS

My favourite number
is... **ANY ODD NUMBERS**

(me, aged 4)

I love geeking out
about...

GOOD MAGAZINES, COFFEE,
CERAMICS + MUSIC

I was in **JUNIOR SCHOOL**
when I made and sold
my first zine (20p
each)



Other things
about me

My favourite colour is...

MUSTARD + BLACK

An interesting fact about myself is... **I ONCE**

WON A YEAR'S SUPPLY OF BATTENBERG CAKES

You'll often find me...

IN THE POTTERY STUDIO

OR RUMMAGING IN A

CHARITY SHOP

My favourite city is...

BERLIN

I'm really into

DOCUMENTARIES,

PEOPLE'S STORIES, GOOD

BOOKS + RECORDS

I wish I could... **KNIT A**

JUMPER FOR MYSELF

What is a zine?

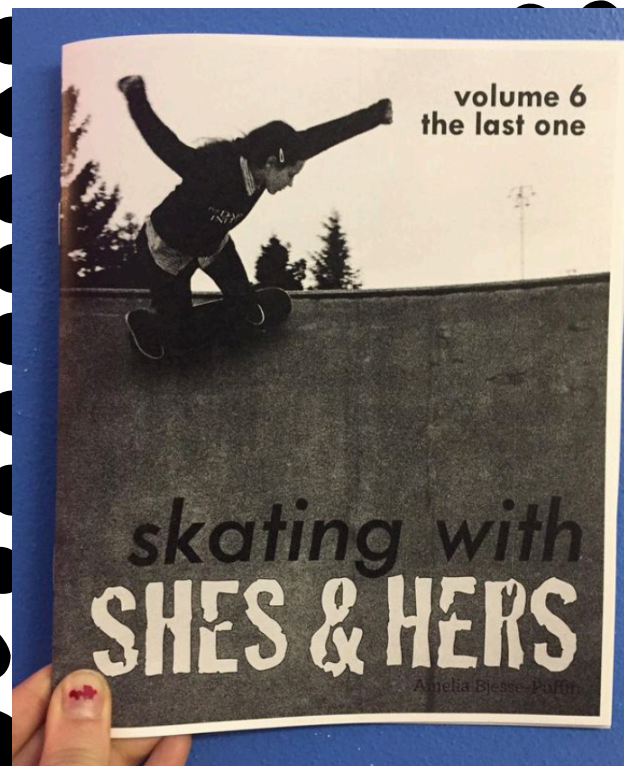
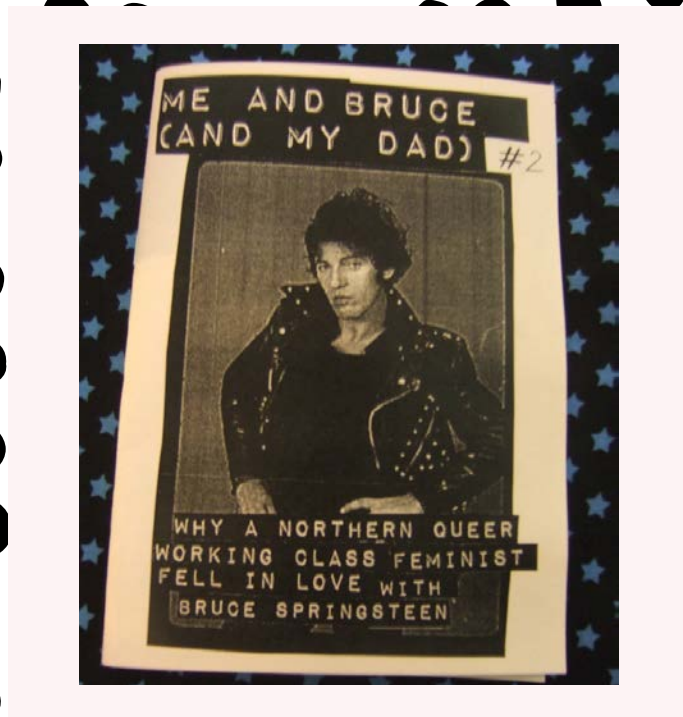

Short for 'magazine' or 'fanzine'

DIY/indie publishing

Often handmade, using illustrations, doodles, pattern, collages, photos and all kinds of handwritten or typed text

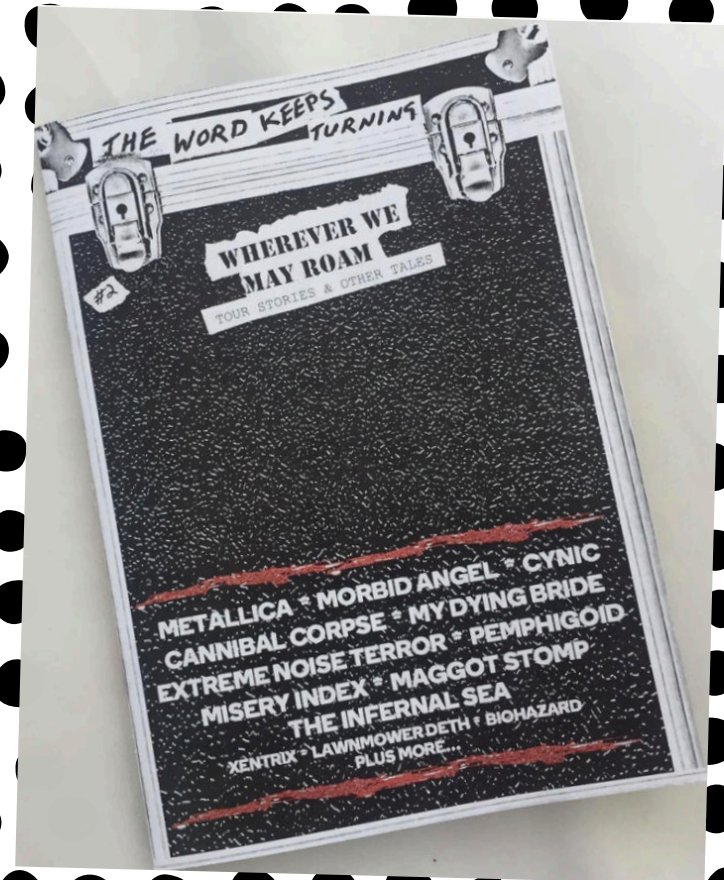


Can be on any subject! Make them reflect you and your interests

Most are cheaply produced and printed using photocopiers





Examples
of zines

Examples of zines



Examples
of zines



Questions,
questions

Hello, my name is...

My favourite colour is...

I love wearing...

My favourite city is...

I love listening to...

You'll often find me...

An interesting fact
about myself is...

I wish I could...

My favourite number
is...

I'm really into...

I love geeking out
about...

Zine prompts

A focus on favourites: hobby, food, band, breed of cat, trainers, books, people

Poetry, song lyrics, musings on life

Things I see on my commute

Some facts you might not know about...

Politics, causes, art

Reasons for avoiding...

What I learned from...

Things I can draw

Making the ultimate...

Why I really love...

Hopes, dreams, observations

Things that make me laugh

Front cover

Flatplan
your pages

Outside/back
cover

Cover should have impact

Make clear/bold lines
if photocopying

Play with layout

Think about pace and flow

Balance text and imagery

Include price, IG info &
weblinks, issue, edition
numbers (if applicable)



Activity #1

Pen + paper

Answer the following questions...

Activity #2

Paper + scissors

Make a one-page zine



Activity #3: word collage / 'cut up' method

Newspaper, magazines,
junk mail etc + scissors

Cut up sections of pre-written
words and put them together to
form something new

Activity #4: customising content

Photos or pics from
magazines, junk mail etc
+ scissors

Select pics at random, play with a
layout and add to it with pattern,
doodles and illustration

Zine resources + further reading

Microcosmpublishing.com

Printedmatter.org

search 'zines' on archive.org

Newspaperclub.com

grrrlzines.net

zinebook.com

archive.qzap.org

stolensharpierevolution.org

brokenpencil.com

thecreativeindependent.com

penfightdistro.com

grrrlzinefair.com

yorkzinefest.co.uk